



# Jansen Art'15

A design for upmarket interiors

**JANSEN**  
**METALFORM**

# A new steel profile system for those with a premium life philosophy

Jansen Art'15 is the result of years of collaboration with Europe's top architects. When bringing to life truly one-of-a-kind projects that are planned down to the finest details, world-class designers use Jansen steel windows, doors and façades. Jansen Art'15 is an exclusive addition to these elegant profile systems for private interiors. The uninsulated steel profile system is perfect for the interior design of both existing buildings and new builds and provides owners, architects and metal fabricators with room to generate creative ideas.







ANATOMIEGEBOUW

← RESTAURANT ← TOILET

← ANATOMISCH THEATER →



# Experience space the sophisticated way

Space and light penetration are important features which bring about a feeling of 'home'. When breathtaking rooms are divided by partitions which merge seamlessly into one another, it is possible to enjoy uninterrupted comfort at home. The reduced external face widths of Jansen Art'15 allows for a unique design and sets new standards for the interior too. The Art'15 double doors provide the interior with an exclusive ambiance and an unprecedented feeling of space.



# An aesthetic and transparent feeling of space

Inspired by «Haute Couture» and «Haute Cuisine», you can experience the unique world of «Haute Design» with the slimline profiles of Jansen Art'15 profiles. These doors may be completely sealed and thereby create perfect harmony between aesthetics and comfort. As a result of improved acoustic and odour barriers, you can experience a completely new living experience. Sound and odour emissions become a thing of the past.

You can enjoy a breathtaking and transparent sense of space and consequently experience a high level of wellbeing. Jansen Art'15 doors and partitions separate the entrance hall from the living space, the kitchen from the dining area, or the home office from the living room, all while ensuring generous open space is preserved.

# Style and comfort, even in day- to-day work

The uninsulated profile system for interiors expands the scope of ambitious architects' creative interior design in design-oriented villas, shops or professional spaces. Transparency and understatement are brought together in perfect symbiosis thanks to the acoustic properties of steel and the sophisticated door technology.










# Slimline steel profiles of the highest standards

Jansen Art'15 is the ideal bridge between materials and efficiency. The wide variety is perfect for renovating a modern residential property. With the narrowest profile face widths of only 25 to 40 mm for fixed glazing and a basic depth of 50 mm, intricate yet stable constructions with a large proportion of glass can be created.

The ecological and sustainable properties of steel add additional value to the home. Steel impresses because of its positive characteristics, such as stability and longevity. The material can be reused indefinitely and is consequently seen as an environmentally responsible product. Steel guarantees longevity and is rightfully seen in a sustainable light.

# Multifaceted design freedom

The traditional, artisanal metalwork of Jansen Art'15 makes every product a unique specimen. With Jansen Art'15, designs that are solid and durable can be made with modern opening types. Welded joints are not just strong, they also allow for unlimited design freedom. With Jansen Art'15, design requirements can be implemented in a flexible manner. Whether simple, industrial, classical or playful, you can create the perfect space that has the correct appearance and design for your individual lifestyle.



# ANATOMIEGEBOUW

↑ CENTRALE HAL



SNIJZAAL →



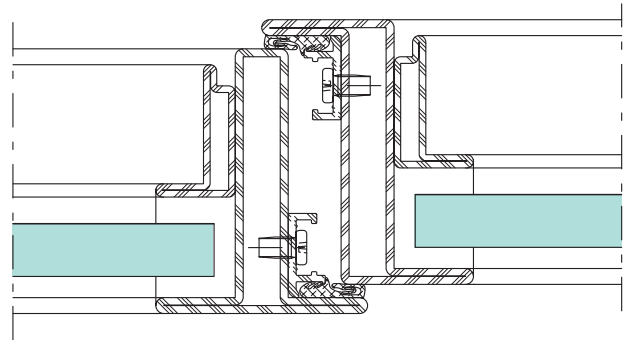
METALFORM

# Attractive living with designer doors

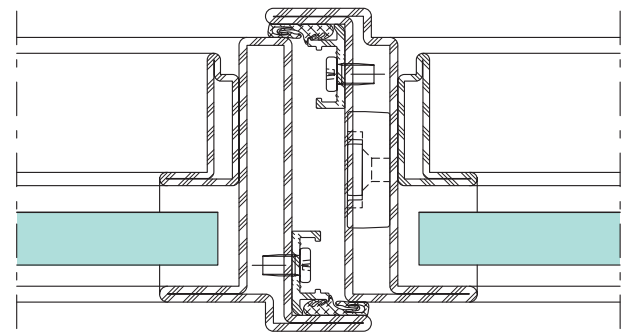
Jansen Art'15 doors may be completely closed; in which case the door handle then becomes the showcase product. Jansen Art'15 is manufactured by selected partners. Their technical ability may be viewed on our homepage. These Jansen Art'15 partners will endeavour to help you find the ideal application for your interior. Here, you will also receive tailored advice about sound insulation, design and specially designed door fittings.



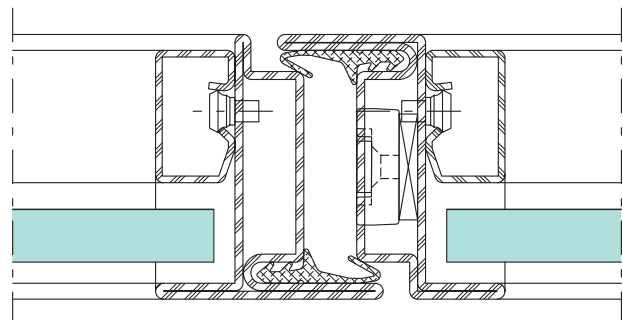
**Face-fitted profile view**



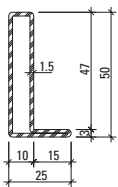
**Rebated profile view**



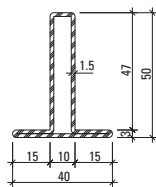
**Flush-fitted profile view**



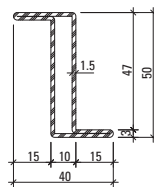
# Profile range



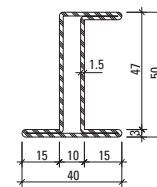
01.115



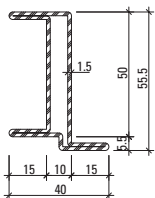
02.115



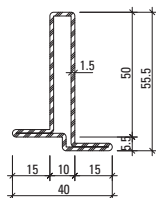
03.115



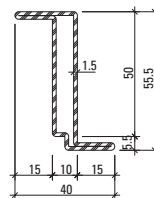
05.115



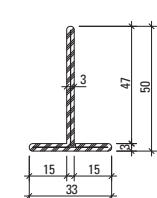
05.116



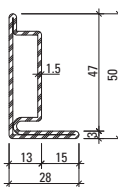
02.116



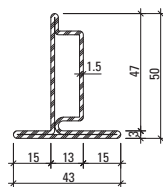
03.116



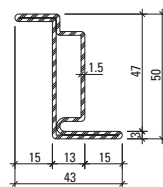
400.020



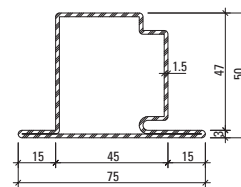
30.005



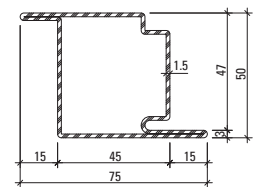
30.105



30.405



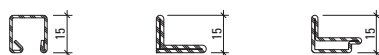
30.109



30.409

## Glazing beads

### Steel



### Aluminium



If there are any differences between this document and the current German version (item number K1192278), the latest version of the original German text in the Jansen Docu Center shall prevail.

K1192279 | Steel Systems | 11.2019 | Subject to change

Jansen AG

**Steel Systems**  
Industriestrasse 34  
9463 Oberriet  
Schweiz  
[jansen.com](http://jansen.com)

**JANSEN**  
**METALFORM**



# METALFORM

MASTERS OF METAL

**UNITED KINGDOM**

**METALFORM**

**NORWAYMETAL LTD**

53 Chelsea Manor Street

London, SW3 5RZ

**SALES@METALFORM.UK**

**+44 20 81298814**

**GERMANY**

**METALFORM GMBH**

Carl-Zeiss-Ring 15A

85737 Ismaning

**SALES@METALFORMGROUP.DE**

**+49 17663630406**

**NORWAY**

**METALFORM AS**

Brochmannsveien 2

1950 Rømskog

**SALG@METALFORM.NO**

**+47 401 62 446**

**METALFORMGROUP**

**SALES@METALFORMGROUP.COM**